







# 2013 BREWSTER RECYCLING GUIDE

WHERE IT GOES	MATERIAL	RECYCLE THESE	INSTRUCTIONS	DON'T RECYCLE
COMMINGLED COMPACTOR	<b>METAL</b> 	<ul style="list-style-type: none"> <li>Steel, tin &amp; metal food cans</li> <li>Aluminum pie plates &amp; trays</li> <li>Deposit &amp; no-deposit drink cans</li> </ul>	<ul style="list-style-type: none"> <li>Rinse trays clean</li> <li>Labels are OK</li> <li>Rinse cans clean</li> </ul>	<b>NOTE: All metal <u>should</u> be recycled, but NOT in the commingled container bin. See note #4 below.</b>
	<b>PLASTIC</b> 	<ul style="list-style-type: none"> <li>Number 1 to 7 rigid plastic containers</li> <li>Milk, water, soda &amp; juice bottles</li> <li>Shampoo &amp; conditioner bottles</li> <li>Laundry, bleach &amp; softener bottles</li> </ul>	<ul style="list-style-type: none"> <li>Rinse plastic clean</li> <li>Caps are OK</li> <li>Look for these symbols on plastic items:</li> </ul> 	<ul style="list-style-type: none"> <li>Styrofoam packaging and "peanuts"</li> <li>Motor oil containers</li> <li>Chemical containers</li> <li>Water/garden hose</li> <li>Waxy milk &amp; juice cartons</li> </ul>
GLASS COMPACTOR	<b>GLASS</b> 	<ul style="list-style-type: none"> <li>Clear &amp; colored beverage bottles</li> <li>Food &amp; sauce jars</li> </ul>	<ul style="list-style-type: none"> <li>Rinse glass clean</li> <li>Caps/lids are OK</li> <li>Neck rings/labels are OK</li> </ul>	<ul style="list-style-type: none"> <li>Broken glass</li> <li>Auto glass</li> <li>Mirrors &amp; windows</li> <li>Ceramic plates &amp; cookware</li> <li>Light bulbs</li> </ul>
FIBER (PAPER) COMPACTOR	<b>CARDBOARD</b> 	<ul style="list-style-type: none"> <li>All <b>clean</b> cardboard must be recycled</li> </ul>	<ul style="list-style-type: none"> <li>Flatten, fold, or break down cardboard</li> </ul>	<ul style="list-style-type: none"> <li>Food-soiled cardboard</li> <li>Contaminated boxes</li> </ul>
	<b>PAPER</b> 	<ul style="list-style-type: none"> <li>Newspapers</li> <li>Magazines &amp; catalogs</li> <li>Junk mail, envelopes</li> <li>Books &amp; phone books</li> <li>Office &amp; computer paper</li> <li>Paper shopping bags</li> <li>Cereal, cracker &amp; other food boxes</li> <li>Shredded paper</li> </ul>	<ul style="list-style-type: none"> <li>Place loose paper and shredded paper in paper grocery bags</li> <li>Remove plastic liner from cereal and other food boxes</li> </ul>	<ul style="list-style-type: none"> <li>Food-soiled items</li> <li>Paper towels</li> <li>Tissues</li> <li>Diapers</li> <li>Cereal/food box liners</li> </ul>

## RECYCLING NOTES

- Items with personal information should be shredded to protect your privacy; put shredded paper in paper bags and recycle it.
- Deposit bottles can be donated at the Brewster Scouting shed.
- If unsure where to place an item, ask a friendly Transfer Station attendant.
- Non-container metal items like empty aerosol cans, empty paint cans, coat hangers, cooking pots/pans, etc. should be placed in the marked container or the metal pile.
- Plastic grocery bags can be returned to many supermarkets and other stores.

# PAPER (FIBER) RECYCLING & OTHER INFORMATION

## RECYCLE THESE PAPER PRODUCTS

Booklets  
Books: soft cover  
Boxes: for office supplies, like paper clips  
Boxes: cereal, cracker, pasta, shoe, etc.  
Boxes: with plastic window  
Brochures: including glossy  
Calendars: paper wall type  
Cardboard: corrugated and paperboard  
Catalogs  
Clasp envelopes  
Colored paper  
Construction and kraft paper  
Cover and card stock, index cards  
Envelopes with plastic windows or labels  
Flyers  
Glossy paper  
Greeting cards  
Lottery tickets  
Mail  
Magazines  
Mat board: used in picture framing  
Math paper, graph and ledger, etc.  
Newspapers: with or without inserts  
Newsprint  
Office and copy paper  
Packing paper  
Paper: lined and white  
Paper: fax  
Paper bags: brown and white  
Paper bags: with handles  
Paper towel and toilet paper tubes  
Phone books  
Photocopies  
Post-it notes  
Receipts  
Shredded paper: in paper bags  
Spiral notebooks  
Writing tablets

## NON-RECYCLABLE PAPER

Candy wrappers  
Carbon paper  
Disposable diapers  
Envelopes with bubble wrap  
Food-soiled paper and cardboard  
Label backings  
Paper cups or plates  
Paper towels, napkins, & tissues  
Photographs  
Take-out food containers  
Tyvek® mailing envelopes

## DO NOT RECYCLE

Cooking oil or grease  
Cat litter

## HAND TO ATTENDANT

Fluorescent tubes & bulbs  
Mercury-bearing items like:  
thermometers, button batteries,  
thermostats, etc.

## COMPOST THESE AT HOME

Fruit peelings and cores  
Vegetable peelings/rot  
Eggshells  
Coffee grinds  
Leaves and yard clippings

## RECYCLE TEXTILES

Clean and dry clothing, bedding, towels  
Place in Thrift Store bins

NOTE: metal spiral notebooks, paper clips, plastic envelope windows, self-stick labels & staples can be recycled with the paper/fiber listed to the left, but should be minimized.